



# nimbus + stratus



office furniture

## Contents & Finishes

Desking	3 - 6
Reception	7 - 9
Boardroom	10 - 15

Established since 1989

Designed and manufactured in the UK

Hand crafting and finishing

Eleven standard veneers

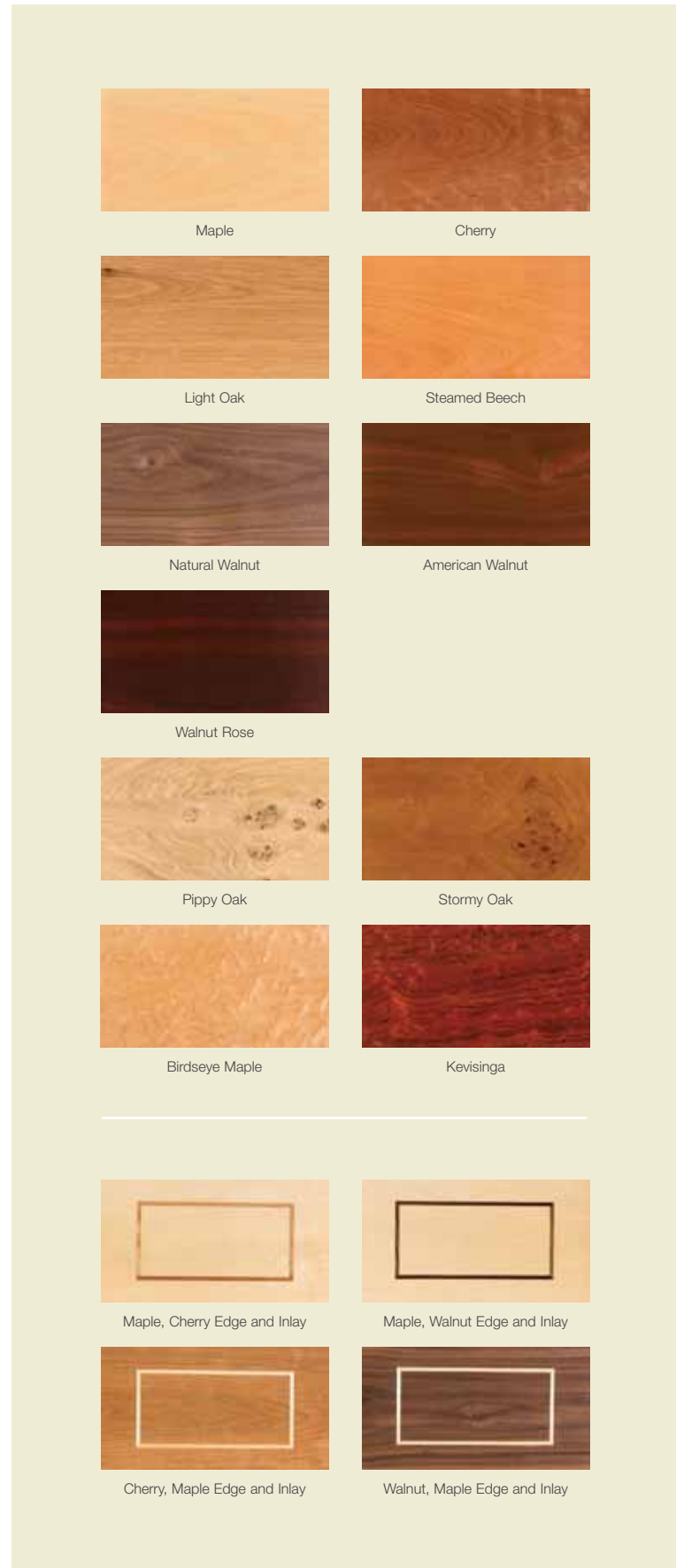
Matching suites of furniture

4 - 6 week delivery

Design and manufacture of special items

Quality and service are paramount and form the philosophy that has been at the forefront of the Company since its foundation

Although designed for today's modern workplace the Nimbus and Stratus ranges still evoke feelings of tradition and distinction





Nimbus Pippy Oak



N - WMC Wooden cable outlet



- N - DO 1 LH Desk
- N - R2 W LH Return
- N - CR 10 F Credenza
- N - BG 10 Bookcase



Nimbus Natural Walnut

- N - 2B Desk
- N - P2 Pedestal
- N - FC 4 Filing Cabinet



N - P2 Pedestal



N - FC 4 Filing Drawer

Nimbus Kevisinga

- N - CO 2B LH Desk
- N - FH 3D 60 Pedestal
- N - S2F Sidefiler





Nimbus Cherry with Maple Inlay



Pentray

Nimbus Cherry

- N - 2B Desk
- N - R1 RH Return
- N - CR 10 Credenza
- N - BG 10 Bookcase

- N - CO 2B RH Desk
- N - FH3D60B Bow Top Pedestal
- N - S2 FB Bow Top Sidefiling



N - RMC Matt Nickel cable outlet



Stratus Light Oak with Walnut Inlay

- S - 180 B FD Desk
- S - HS 170 SR With Hanging Rail
- S - HS 170 SR With Shelves
- S - LS 72 Low Storage
- S - BO 10 Open Book Case



S - P3DM



S - HR Hanging Rail



Stratus Maple



S - R 30 S Base Unit (2)  
S - R 30 S GS Glass Shelf

S - OPED Open Pedestal

S - R 30S WT Wood Shelf



Nimbus Cherry

- N - R20 S Base Unit (3)
- N - O4 D D-End Extensions (2)
- N - R20 S DODD D-End Counter Top (2)
- N - R20 S GSF Frosted Glass Shelf



Nimbus Birdseye Maple with Edge Inlay

- N - 18 Base Unit
- N - 90 L Base Unit
- N - 12 Base Unit
- N - 18 DO Counter Top
- N - 10 GS Glass Shelf



Nimbus Kevisinga



- N - 12 Base Unit (2)
- N - 12 B Base Unit
- N - 12 DO Counter Top (2)
- N - 12 B DO Counter Top

Nimbus Stormy Oak

- N - FS R Reception Desk
- N - FS R WT Wooden Shelf



Nimbus Natural Walnut with Maple Edge and Inlay shown with Copper plinth



10 Pop-up cable module



Cable outlet - Column Base



Option, Silver plinth



N - PB 3214 D



Special edge detail shown, see price list for details

Nimbus Maple with Natural Walnut Edge and Inlay



Nimbus Maple with Cherry Edge and Madrona Veneer Inlay

N - TB 2412 GW Gull Wing Base



N - TB 2412 SB Slab Base



Nimbus Maple with Burr Walnut Veneer Inlays



N - TC 14 TB Conical Base

Maple quadrant-cut veneer and Burr Walnut Inlay



N - TR 2010 SC Column Base



Nimbus Maple with Walnut Face and Edge Inlay



- N - TR 3614 SB
- N - CR 20
- N - BG 20



Nimbus Stormy Oak

N - TB 2412 AR

N - CR 10





Modular Storage Units, Steamed Beech with Maple Inlay

Available from

**CH Workspace**

Unit 6, Nonancourt Way  
Earls Colne, Colchester, Essex, CO6 2SY

 **0800 731 3627**

 **0800 731 3624**

 **[Sales@chworkspace.co.uk](mailto:Sales@chworkspace.co.uk)**

Designed and manufactured in the UK by ACT Furniture Manufacturers.

In order to maintain continuous development, the right is reserved to review without notice, construction details, materials and prices of any models as these become more desirable. Details of product specification are accurate at time of going to press. Due to limitations of the printing process, variation in colour may occur. Samples of wood finishes are available from customer services.