



CH Workspace ☎0800 731 3627 📠0800 731 3624  
 sales@chworkspace.co.uk www.chworkspace.co.uk  
 Furniture, relocation and refurbishment specialists

Reception, meeting, stacking  
 For price guide and optional extras, see pages 210 to 219.



Stabilizer foot in aluminium Rounded corner and brace



Optional concealed swivel action socket box - available on request

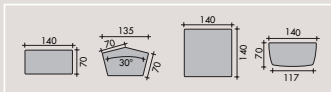


designer meeting tables

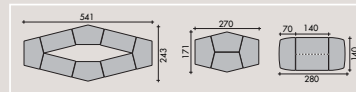
- Height : 72 cm.
- 4 top shapes
- Tubular legs : Tubular metallic legs, ø 35 mm, complete with top plate and braces epoxy lacquered in aluminium (L) or graphite grey (A). Adjustable stabilizer feet in aluminium.

- Tops : 28 mm thick melamine-faced tops with rounded corners. Straight edges protected by 2 mm thick strips of impact-resistant ABS. Available in 3 choices of finish : light oak (CH), beech (HE) or French apple (PF).

4 top shapes



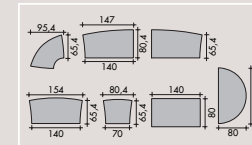
Possible configurations




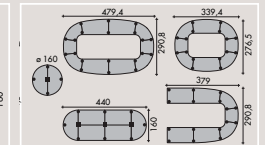
multi-range meeting tables

- Height : 73 cm.
- 7 top shapes.
- Tubular legs : Tubular metallic legs, ø 75 mm, in aluminium (L) or graphite grey (A). For solo or shared use (in multi-table configurations). Adjustable stabilizer feet.
- Tops : 38 mm thick tops covered in HPC or melamine. Edges protected by 3 mm thick strips of impact-resistant ABS. HPC tops available in 2 choices of finish : light oak (CH) or French apple (PF); melamine tops in wenge (WE) only.
- Optional (available on request) :
  - concealed swivel action socket box and mains connecting lead.
  - articulated vertebral cable holders and cable troughs; for price guide see p. 210 to 219.

7 top shapes



Possible configurations





1. Conference tables with panel legs



Central top access cable management system



Optional concealed swivel action socket box - available on request

## multi-range conference tables

Aluminium  
1 leg colour

CH PF WE  
3 choices of top finish

A conceptual programme of meeting tables designed to complement your office furniture. There are 4 core configurations to choose from. Extension modules, W. 140 cm, can be added to configurations measuring W. 680 x D. 170 cm as required.

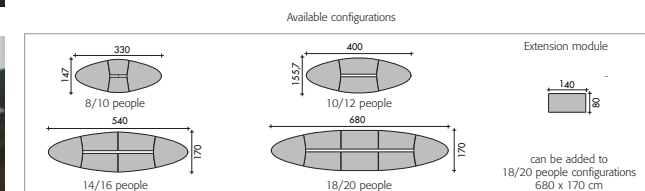
- **Height 72 cm.**
- **Tops** :38 mm thick tops covered in hard-wearing HPC or melamine. Edges protected by 3 mm thick strips of impact-resistant ABS. HPC tops available in 2 choices of finish : light oak (CH) or French apple (PF); melamine tops in wenge (WE) only. There is a gap of 92 mm at the centre of configurations.
- **Legs available in 2 versions :**

**1/ Conference tables with panel legs**  
38 mm thick melamine-faced "T" shaped panel legs with profiled edges in anodised aluminium. Central melamine cable trough for wires and trailing sockets.

**2/ Conference tables with elliptical legs**  
Elliptical "A" shaped metallic legs (cross-section 35 x 60 mm) in an aluminium finish. Central metallic cable trough for wires and trailing sockets.

• **Optional :**

- Profiled aluminium top access cable management facility.
- concealed swivel action metallic socket box in a lacquered aluminium finish.
- articulated vertebral cable holder.



For price guide and optional extras, see pages 210 to 219.

Reception, meeting, stacking



2. Conference tables with elliptical legs

## individual meeting tables

L A  
2 leg colours

CH Pf PF WE  
4 choices of top finish

- **Tops** : Covered in hard-wearing HPC or melamine. Edges protected by 3 mm thick strips of impact-resistant ABS. HPC tops available in 3 choices of finish : light oak (CH), pear (Pf) or French apple (PF); melamine tops in wenge (WE) only.
- **Oval tables :**
  - tops : 38 mm thick : W x D x H cm : 200 x 120 x 74.
  - legs : 4 tubular legs, ø 75 mm, or 2 central legs on circular bases, ø 60 mm.
- **Barrel tables :**
  - tops : 38 mm thick : W x D x H cm : 220 x 110 x 74.
  - legs : 4 tubular legs, ø 75 mm, or 2 central legs on square bases.
- **Circular tables height 74 cm :**
  - tops : 25 mm thick : ø 100 and 120 cm, and 38 mm thick : ø 120 cm.
  - legs : 1 central stem on a circular base.



**OVAL MEETING TABLE**  
4 tubular legs, ø 75 mm.  
① R TG OV220A + fin.



**OVAL MEETING TABLE**  
2 tubular legs on circular bases, ø 60 cm.  
② R TG OV220B + fin.



**CIRCULAR TABLE ø 100 and 120 cm**  
Tubular stem on circular base, ø 72 cm.  
③ R TG RO100 + fin.  
④ R TG RO120 + fin.




**BARREL MEETING TABLE**  
4 tubular legs, ø 75 mm.  
⑤ R TG TO220A + fin.



**BARREL MEETING TABLE**  
2 tubular legs on square bases.  
⑥ R TG TO220B + fin.

Optional : designer cone



Cone for circular base

Cone for square base



Shared leg

4 choices of top finish



Shared legs are set back from the front of the desk

6 choices of top finish



## VEGAS meeting tables

**2 YEAR GUARANTEE**

- **Height** : 72 cm.
  - **6 models** :
    - tables 80 x 80, 120 x 80, 140 x 80, 160 x 80, 180 x 80 cm
    - 1/2 moon : 165 x 82.5 cm
  - **Legs** : "I" shaped metallic legs with clip-on sheet steel panels of curved design and epoxy lacquered cast aluminium bases in aluminium (L) or graphite grey (A).
- Central telescopic support beam with cable management facility. Shared leg system to help keep costs down.

- **Tops** : 25 mm thick tops covered in non-reflective melamine.
  - Straight edges covered in 2 mm thick strips of impact-resistant ABS. No sharp corners.
  - Ergosoft PVC edges of "gull wing" design on the visitor's side and semi-rounded on the user's side.
  - Straight side edges covered in 2 mm thick impact-resistant strips.
- 4 choices of finish : light grey (GR), beech (HE), cherry (DM), or pear (PI).

Structure	Edges	4 choices of top finish			
		GR	HE	DM	PI
aluminium	Straight	L DGR	L DHE	L DDM	L DPI
	Ergosoft	—	—	L EDM	L EPI
graphite grey	Straight	A DGR	A DHE	A DDM	A DPI
	Ergosoft	—	—	A EDM	A EPI

Material	Edges
Melamine	Straight
Melamine	Ergosoft

Edges in 2 versions

## 4MOST meeting tables

**5 YEAR GUARANTEE**

- **Height** : 73 cm.
- **7 models** :
  - tables 80 x 80, 120 x 80, 140 x 80, 160 x 80, 180 x 80 cm
  - 1/2 moon : 165 x 82.5 cm
  - 90° link unit.
- **Legs** "Arched" metallic legs of triangular section in aluminium (L) or graphite grey (A). Shared leg system - In configurations made up of several desks, one leg supports two tops, allowing costs to be kept to a minimum.

- **Tops** :
  - 25 mm thick tops in non-reflective melamine. Straight edges protected by 2 mm thick strips of ABS.
  - 4 choices of finish : light grey (BGR), beech (BHE), cherry (BDM), or pear (BPI).
  - 25 mm thick tops in non-reflective, hard-wearing HPC. Straight edges protected by 3 mm thick strips of impact-resistant ABS. No sharp corners.
- 6 choices of finish : light oak (HCH), light grey (HGR), beech (HHE), cherry (HDM), pear (HPI) or French apple (HPF).

Structure	Surface	6 choices of top finish					
		CH	GR	HE	DM	PI	PF
aluminium	Melamine	—	L BGR	L BHE	L BDM	L BPI	—
	HPC	L HCH	L HGR	L HHE	L HDM	L HPI	L HPF
graphite grey	Melamine	—	A BGR	A BHE	A BDM	A BPI	—
	HPC	A HCH	A HGR	A HHE	A HDM	A HPI	A HPF

Possible configurations

Meeting tables pages 180 - 193

DE LUXE MODULAR TABLES page 180

	Rectangular W. x D cm : 140 x 70 1/2 moon W. x D cm : 140 x 70	R MC RE147 + L or A + fin. R MC DL147 + L or A + fin.	£ 210 £ 240
--	---	--	----------------

MULTI-PURPOSE TABLES page 181

Depth 60 cm	Rectangular W. 120 cm	Square legs Circular legs	R MPC RE126 + fin + col. R MPR RE126 + fin + col.	£ 90 £ 90
	Trapezoidal W. 120 x 60 cm 1/2 moon W. 120 cm	Square legs Circular legs	R MPC TR126 + fin + col. R MPR TR126 + fin + col.	£ 100 £ 100
Depth 70 cm	Rectangular W. 140 cm	Square legs Circular legs	R MPC DL126 + fin + col. R MPR DL126 + fin + col.	£ 105 £ 105
	Trapezoidal W. 140 x 70 cm 1/2 moon W. 140 cm	Square legs Circular legs	R MPC RE147 + fin + col. R MPR RE147 + fin + col.	£ 110 £ 110
	Square W. 80 cm Rectangular W. 120 cm	Square legs Circular legs	R MPC CA088 + fin + col. R MPR CA088 + fin + col.	£ 90 £ 110
	Rectangular W. 160 cm Rectangular W. 180 cm	Square legs Circular legs	R MPC RE128 + fin + col. R MPR RE128 + fin + col.	£ 110 £ 110
	1/2 moon W. 160 cm	Square legs Circular legs	R MPC RE168 + fin + col. R MPR RE168 + fin + col.	£ 140 £ 140
	1/2 moon W. 180 cm	Square legs Circular legs	R MPC RE188 + fin + col. R MPR RE188 + fin + col.	£ 150 £ 150
Depth 80 cm	Square W. 80 cm	Square legs Circular legs	R MPC CA088 + fin + col. R MPR CA088 + fin + col.	£ 90 £ 110
Depth 100 cm	Rectangular W. 200 cm	Square legs Circular legs	R MPC RE201 + fin + col. R MPR RE201 + fin + col.	£ 195 £ 195

DE LUXE FOLDING TABLES page 182. See options : ① ②

	Table W x D cm : 120 x 70 Table W x D cm : 180 x 70 1/2 moon W x D cm : 140 x 70 cm, 1 leg Circular table ø 160 cm	R PC RE127 + fin. R PC RE187 + fin. R PC DL147 + fin. R PC RO168 + fin.	£ 200 £ 240 £ 210 £ 579
--	---	--	----------------------------------

<b>Optional extras :</b>	① Linkage kit for tables 120 and 180 cm in width ② Carriage trolley	R PC KJ R PC CH GR	£ 30 £ 356
--------------------------	--	-----------------------	---------------

FOLDING TABLES page 183. See options : ① ②

	Table W x D cm : 120 x 80	R TP RE128A + fin.	£ 115
	Table W x D cm : 160 x 80	R TP RE168A + fin.	£ 143
	90° link unit	R TP LI090A + fin.	£ 90
	1/2 moon 160 x 80 cm	R TP DL168A + fin.	£ 133
<b>Optional extras :</b>	① Linkage kit for tables 120 and 160 cm in width ② Carriage trolley	R TP KJ AN R TP CH GR	£ 13 £ 356

DROP LEAF TABLES pages 184 - 185

	Table W x D cm : 140 x 80	R TN RE148 + fin.	£ 460
	Table W x D cm : 180 x 80	R TN RE188 + fin.	£ 495
	1/2 moon 160 x 80 cm	R TN DL168 + fin.	£ 435

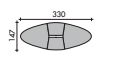
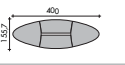
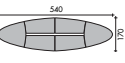
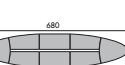









DESIGNER MEETING TABLES page 186

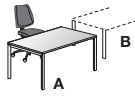

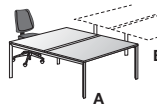




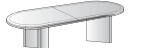








	Rectangular W x D cm : 140 x 70	R DE RE147 + L or A + fin.	£ 230
	Square 140 x 140 cm	R DE CA140 + L or A + fin.	£ 310
	Trapezoidal 135 x 70 x 70 cm	R DE TR137 + L or A + fin.	£ 250
	Trapezoidal with curved edges 140 x 117 x 70 cm	R DE TR147 + L or A + fin.	£ 230

MULTI-RANGE MEETING TABLES pages 187 ● = solo or shared leg ■ = central leg ▲ = linking plate

	Configuration 1 : 4 to 6 people	R TG RE1 + L or A + fin.	£ 705
	Configuration 2 : 10 people	R TG RE2 + L or A + fin.	£ 1 120
	Configuration 3 : 14 people	R TG RE3 + L or A + fin.	£ 1 660
	Configuration 4 : 12 people	R TG RE4 + L or A + fin.	£ 1 995
	Configuration 5 : 13 people	R TG RE5 + L or A + fin.	£ 2 120
	Configuration 6 : 14 people	R TG RE6 + L or A + fin.	£ 2 120
	Configuration 7 : 16 people	R TG RE7 + L or A + fin.	£ 2 285
	Configuration 8 : 18 people	R TG RE8 + L or A + fin.	£ 2 785

Please contact us for details of other possible configurations

	codes	prices excluding VAT
<b>MULTI-RANGE CONFERENCE TABLES</b> pages 188 - 189		
	Configuration 1 : 8 to 10 people Panel legs Elliptical legs	R TG RC1PL + fin. £ 1 330 R TG RC1EL + fin. £ 1 245
	Configuration 2 : 10 to 12 people Panel legs Elliptical legs	R TG RC2PL + fin. £ 1 495 R TG RC2EL + fin. £ 1 410
	Configuration 3 : 14 to 16 people Panel legs Elliptical legs	R TG RC3PL + fin. £ 2 160 R TG RC3EL + fin. £ 2 035
	Configuration 4 : 18 to 20 people Panel legs Elliptical legs	R TG RC4PL + fin. £ 2 785 R TG RC4EL + fin. £ 2 620
Extension module - please contact us for further information		
<b>Optional extras :</b>	Profiled aluminium central top access cable management system : - Starter kit W. 70 cm for configuration 1 only - Starter kit W. 140 cm - Add-on kit W. 140 cm Vertebral cable holder Supplement for concealed swivel action power module (2PC + 2RJ45). (When placing your order, please specify on the plan the number of boxes required and where you wish them to be located)	R TG ELD070 AL £ 85 R TG ELD140 AL £ 150 R TG ELS140 AL £ 160 C ELV AL £ 44 contact us for further info
<b>INDIVIDUAL MEETING TABLES</b> page 189		
<b>Oval tables</b>		
	① 4 circular legs	R TG OV220B + L or A + fin. £ 695
	② 2 circular legs on base ø 60 cm See option : ①	R TG OV220A + L or A + fin. £ 830
<b>Circular tables</b>		
	③ ø 100 cm. See option : a	R TG RO10025 + L or A + fin. £ 515
	④ ø 120 cm See option : ① thickness of top : 25 mm thickness of top : 38 mm	R TG RO12025 + L or A + fin. £ 540 R TG RO12038 + L or A + fin. £ 555
<b>Barrel tables</b>		
	⑤ 4 circular legs	R TG TO220B + L or A + fin. £ 695
	⑥ 2 circular legs on square base	R TG TO220A + L or A + fin. £ 830
<b>Optional extra :</b>	① Designer cone in aluminium (AL), graphite grey (AN) or mouse grey (SO)	R TG CO + col. £ 105
<b>VEGAS MEETING TABLES</b> page 190		
		Straight edges Ergosoft edges
<b>Starter units (2 legs + beam)</b>		
	W. 80 cm W. 120 cm W. 140 cm W. 160 cm W. 180 cm	R VE TAD088 + fin. £ 175 £ 225 R VE TAD128 + fin. £ 200 £ 250 R VE TAD148 + fin. £ 215 £ 265 R VE TAD168 + fin. £ 225 £ 275 R VE TAD188 + fin. £ 240 £ 290
<b>Add-on units (1 leg + beam)</b>		
	W. 80 cm W. 120 cm W. 140 cm W. 160 cm W. 180 cm	R VE TAS088 + fin. £ 135 £ 185 R VE TAS128 + fin. £ 160 £ 210 R VE TAS148 + fin. £ 170 £ 220 R VE TAS168 + fin. £ 180 £ 230 R VE TAS188 + fin. £ 195 £ 250
<b>Half-moon extension unit (1 leg)</b>		
	W. 165 x 82.5 cm	R VE EX165 + fin. £ 180 £ 250

	codes	prices excluding VAT
<b>4MOST MEETING TABLES</b> page 191		
	Starter module D. 80 cm : 2 outer arched legs W. 80 cm + beam Add-on module D. 80 cm : 1 intermediate arched leg W. 80 cm + beam	Melamine top HPC top Wood veneer top
	W. 80 cm <b>A</b> - starter module <b>B</b> - add-on module	R 4M TAD088 + fin. £ 260 £ 280 R 4M TAS088 + fin. £ 205 £ 225
	W. 120 cm <b>A</b> - starter module <b>B</b> - add-on module	R 4M TAD128 + fin. £ 280 £ 305 R 4M TAS128 + fin. £ 225 £ 250
	W. 140 cm <b>A</b> - starter module <b>B</b> - add-on module	R 4M TAD148 + fin. £ 290 £ 320 R 4M TAS148 + fin. £ 235 £ 265
	W. 160 cm <b>A</b> - starter module <b>B</b> - add-on module	R 4M TAD168 + fin. £ 295 £ 325 R 4M TAS168 + fin. £ 245 £ 275
	W. 180 cm <b>A</b> - starter module <b>B</b> - add-on module	R 4M TAD188 + fin. £ 310 £ 350 R 4M TAS188 + fin. £ 255 £ 295
	90° link module : 1 intermediate arched leg W. 80 cm	R 4M LIS090 + fin. £ 225 £ 265
<b>Starter module D. 165 cm : 2 outer arched legs W. 165 cm + beams</b> <b>Add-on module D. 165 cm : 1 intermediate arched leg (set back) W. 165 cm + beams</b>		
	W. 80 cm <b>A</b> - starter module <b>B</b> - add-on module	R 4M T2D088 + fin. £ 450 £ 495 R 4M T2S088 + fin. £ 365 £ 410
	W. 120 cm <b>A</b> - starter module <b>B</b> - add-on module	R 4M T2D128 + fin. £ 480 £ 525 R 4M T2S128 + fin. £ 395 £ 445
	W. 140 cm <b>A</b> - starter module <b>B</b> - add-on module	R 4M T2D148 + fin. £ 495 £ 560 R 4M T2S148 + fin. £ 415 £ 475
	W. 160 cm <b>A</b> - starter module <b>B</b> - add-on module	R 4M T2D168 + fin. £ 510 £ 575 R 4M T2S168 + fin. £ 425 £ 490
	W. 180 cm <b>A</b> - starter module <b>B</b> - add-on module	R 4M T2D188 + fin. £ 535 £ 620 R 4M T2S188 + fin. £ 450 £ 535
	Half-moon : 2 support legs W. 165 x 82.5 cm	R 4M EX165 + fin. £ 185 £ 260
<b>FASCINEO MEETING TABLES</b> page 192		
	Circular table, ø 120 cm, with central stem. Aluminium finish	R FA RO120L + fin. — £ 790
	Oblong table, W x D cm : 220 x 120, with wood veneer legs and modesty panel	R FA RE220L + fin. — £ 1 045
	Oblong table, W x D cm : 280 x 120, with wood veneer legs and modesty panel	R FA RE280L + fin. — £ 1 575
<b>CAMBRIDGE MEETING TABLES</b> page 193		
	Circular table, ø 120 cm, with central stem. Graphite grey finish.	R CA RO120A + fin. — £ 820
	Octagonal table ø 111 cm	R CA OC111A + fin. — £ 880
	Oblong table W x D cm : 280 x 120	R CA RE280A + fin. — £ 2 075
	Rectangular conference tables W x D cm : 197 x 100 W x D cm : 230 x 120 W x D cm : 420 x 120	R CA RC197A + fin. — £ 1 350 R CA RC230A + fin. — £ 1 725 R CA RC420A + fin. — £ 2 650
<b>NOVEO MEETING TABLES</b> page 193		
	W x D cm : 250 x 110	2 wood veneer tops + 1 central glass top R NO RE251A + fin. £ 2 160 £ 1 850
	W x D cm : 320 x 160	Wood veneer top Glass top R NO RE326S + fin. £ 2 695 £ 2 320 R NO RE326S + fin. £ 3 165 £ 2 775
	W x D cm : 380 x 95	Wood veneer top Glass top R NO RE389S + fin. £ 2 470 £ 2 095 R NO RE389S + fin. £ 2 695 £ 2 320
	W x D cm : 430 x 110	Wood veneer top Glass top R NO RE431S + fin. £ 2 625 £ 2 295 R NO RE431S + fin. £ 3 075 £ 2 730
	W x D cm : 480 x 160	Wood veneer top Glass top R NO RE486S + fin. £ 3 915 £ 3 395 R NO RE486S + fin. £ 4 655 £ 3 980
	W x D cm : 480 x 160	2 wood veneer tops + 1 glass top 1 wood veneer top + 2 glass tops R NO RE486A + fin. £ 4 135 £ 3 710 R NO RE486B + fin. £ 4 320 £ 3 870