


Multi-range conference tables catalogue pages 164-165

Guarantee and shade card



Product description

A conceptual collection of meeting tables, comprising modules which build up into 4 configurations of varying sizes, designed to complement the office desking ranges. The 680 x 170 cm configuration can be further extended by an extension module, W. 140 cm, comprising two 140 x 80 tops and a shared leg of panel or elliptical design.

Height: 72 cm.

Tops:

- 38 mm thick;
- 2 choices of surface coating:
 - HPC 2, in a finish of light oak (RD) or French apple (RH);
 - Melamine, in a finish of wenge (MO);
- 2.5 mm thick, impact-resistant ABS edge banding;
- Each configuration has a 92 mm wide gap at its centre;
- Tops are designed to match the System ranges.

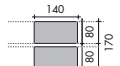
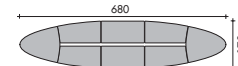
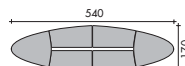
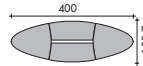
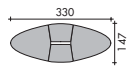
Structure :

- Legs, available in 2 versions:
 - 38 mm thick, T-shaped panel legs in melamine. Profiled edges in anodised aluminium;
 - Elliptical, A-shaped legs, cross-section 35 x 60 mm, in an aluminium (SA) finish;
- Central metal structure which doubles up as a cable trough.

Optional extras:

- Profiled aluminium top access cable management system;
- Flush fitting swivel-action power centre in an aluminium lacquered finish comprising 2 PC + 2 RJ45 sockets. When ordering, please mark on a diagram the number of power centres required together with their desired locations;
- Vertebral cable holder;
- Retractable power tower.


The Range



	description	code	price ex. VAT
	Configuration 1 : 8-10 people		
	Panel legs	6 604 004 + finish	£ 1 493
	Elliptical legs	6 604 003 + finish	£ 1 402
	Configuration 2 : 10-12 people		
	Panel legs	6 604 006 + finish	£ 1 684
	Elliptical legs	6 604 005 + finish	£ 1 584
	Configuration 3 : 14-16 people		
	Panel legs	6 604 008 + finish	£ 2 419
	Elliptical legs	6 604 007 + finish	£ 2 278
	Configuration 4 : 18-20 people		
	Panel legs	6 604 010 + finish	£ 3 116
	Elliptical legs	6 604 009 + finish	£ 2 952
	Extension module		
	Panel legs	6 604 016 + finish	£ 696
	Elliptical legs	6 604 015 + finish	£ 674
Optional extras	Profiled aluminium top access cable management system (on request):		
	Starter kit, W. 70 cm, for use with configuration 1 only	6 604 011 SA	£ 100
	Starter kit, W. 140 cm	6 604 012 SA	£ 173
	Add-on kit, W. 140 cm	6 604 014 SA	£ 180
	Concealed swivel-action power centre (on request)	-	please call us for more information
	Retractable power tower	6 478 005	£ 248
	Vertebral cable holder	6 478 001 Oi	£ 44

Multi-range meeting tables catalogue page 166

Guarantee and shade card



Product description

Height: 73 cm.

7 top shapes:

- Cylindrical metal legs, ø 70 mm, of triangular section, in an aluminium (SA) or graphite grey (SC) finish. Stabilizer feet. Suitable for solo or shared use.

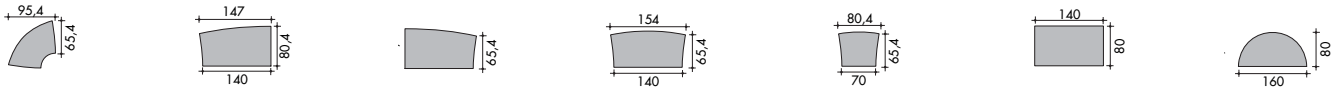
Tops:

- 38 mm thick, in 2 choices of surface coating: HPC 2 in a finish of light oak (RD) or French apple (RH), or melamine in a finish of wenge (MO). 2.5 mm thick, impact-resistant ABS edge banding;
- Tops are designed to match the System ranges.

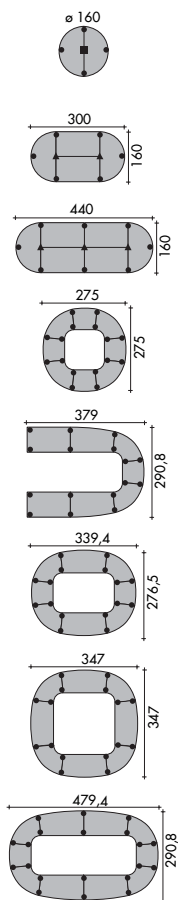
Optional extras:

- On request:
 - Flush fitting swivel-action power centre comprising 2 PC + 2 RJ45 sockets;
- From stock:
 - Retractable power tower comprising 3 PC + 2 RJ45 sockets.

The Range



description	code	price ex. VAT
-------------	------	---------------





● = shared or solo leg ■ = central leg ▲ = connecting plate

Configuration 1 : 4 to 6 people	6 010 374 + finish + fin.	£ 796
Configuration 2 : 10 people	6 010 375 + finish + fin.	£ 1 244
Configuration 3 : 14 people	6 010 376 + finish + fin.	£ 1 847
Configuration 4 : 12 people	6 010 377 + finish + fin.	£ 2 229
Configuration 5 : 13 people	6 010 378 + finish + fin.	£ 2 336
Configuration 6 : 14 people	6 010 379 + finish + fin.	£ 2 395
Configuration 7 : 16 people	6 010 380 + finish + fin.	£ 2 561
Configuration 8 : 18 people	6 010 381 + finish + fin.	£ 3 113

Other possible configurations: please call us for more information

Free-standing tables catalogue page 167

Guarantee and shade card



Product description

Tops:

- HPC 2 in a décor of amber cherry (RA), salmon pear (RB), golden beech (RC), light oak (RD), pearl grey (RG) or French apple (RH), or melamine in a finish of wenge (MO) (according to model). 2.5 mm thick, impact-resistant ABS edge banding. Tops are designed to match the System ranges.

Structure :

- 4 cylindrical metal legs, ø 70 mm, of triangular section, or 2 centralised legs on circular bases, ø 600 mm;
- 2 choices of finish: aluminium (SA) or graphite grey (SC).

Oval tables:

- 38 mm thick tops, W x D x H cm: 200 x 120 x 74;
- 4 legs of triangular section or 2 centralised legs.

Barrel tables:

- 25 or 38 mm thick tops, W x D x H cm: 220 x 110 x 74;
- 4 legs of triangular section or 2 centralised legs.

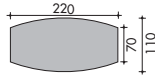
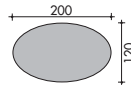
Circular tables:

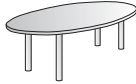






- 25 mm thick tops, ø 100 or 120 cm, and 38 mm thick tops, ø 120 cm;
- 4 legs of triangular section (38 mm thick tops only) or 1 centralised leg.

Stand-up meeting table, H. 108 cm:

- 25 mm thick top, 120 x 60 cm;
- 2 centralised legs on circular bases, ø 490 mm, in an aluminium (SB) finish only.

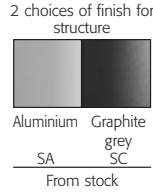


The Range



	description	code	price ex. VAT
Oval tables	38 mm thick top. Finishes RD, RH or MO		
	4 triangular legs	6 238 004 + finish + fin.	£ 743
	2 centralised legs	6 238 002 + finish + fin.	£ 959
Circular tables	38 mm thick top. Finishes RD, RH or MO		
	ø 120 cm, 4 triangular legs	6 238 027 + finish + fin.	£ 569
	ø 120 cm, 1 centralised leg	6 238 023 + finish + fin.	£ 610
	25 mm thick top. Finishes RA, RB, RC, RD, RG or RH		
	ø 100 cm, 1 centralised leg	6 238 020 + finish + fin.	£ 539
	ø 120 cm, 1 centralised leg	6 238 022 + finish + fin.	£ 544
Barrel tables	38 mm thick top. Finishes RD, RH or MO		
	4 triangular legs	6 238 019 + finish + fin.	£ 743
	2 centralised legs	6 238 017 + finish + fin.	£ 945
	25 mm thick top. Finishes RA, RB, RC or RG		
	4 triangular legs	6 238 018 + finish + fin.	£ 552
Stand-up meeting table	25 mm thick top. Finishes RA, RB, RC, RD or RH		
	2 centralised legs, H. 108 cm	6 238 028 + finish + SB	£ 295

Flip top tables catalogue pages 168-169

Guarantee and shade card



Product description

Height: 73 cm.

4 models to choose from:

- Rectangular tables, 140 x 80 cm and 180 x 80 cm;
- 1/2 moon table, 160 x 80 cm;
- Rectangular table with integral corner section, 200 x 80 cm;
- Legs on castors with braking facility;
- Tubular steel uprights of triangular section, 58 x 58 x 80 mm, in an aluminium (SA) or graphite grey (SC) lacquered finish;
- Structural beam and flip mechanism made from steel.

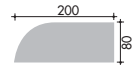
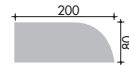
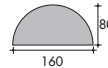
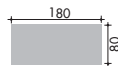
Tops:

- 2 mm thick, impact-resistant ABS edge banding;
- A wide handle beneath the top makes tables very easy to erect and collapse. Inter-table connecting plates supplied;
- 25 mm thick HPC 2 tops;
- Tops are designed to match the System ranges.

Structure :

- 3 choices of finish for tops with aluminium (SA) structure: light oak (RD), salmon pear (RB) or French apple (RH);
- 2 choices of finish for tops with graphite grey (SC) structure: golden beech (RC) or French apple (RH).

The Range



	description	code	price ex. VAT
	① Rectangular table		
	W x D cm : 140 x 80	6 340 010 + finish + fin.	£ 497
	W x D cm : 180 x 80	6 340 012 + finish + fin.	£ 552
	② Half-moon, 160 x 80 cm	6 340 008 + finish + fin.	£ 477
	③ Rectangular table with integral corner section, 200 x 80 cm		
	Corner section to the right	6 340 013 + finish + fin.	£ 589
	Corner section to the left	6 340 014 + finish + fin.	£ 589

De luxe folding tables catalogue page 170

Guarantee and shade card



3 choices of finish for tops with aluminium structure



Salmon pear RB
Light oak RD
French apple RH
From stock

2 choices of finish for tops with graphite grey structure



Amber cherry RA
Golden beech RC
From stock

2 choices of finish for structure



Aluminium SA
Graphite grey SC
From stock



Product description

Height: 73 cm. Suitable for multiple use and easy to stack. Quick to assemble and dismantle. Thickness when folded: 99.5 mm.

3 models to choose from:

- Rectangular tables, 120 x 70 cm and 180 x 70 cm;
- 1/2 moon table, 140 x 70 cm.

Tops:

- 25 mm thick, covered in non-reflective, high-resistance HPC 2, with impact-resistant ergosoft edge banding. Tops are designed to match the System ranges.

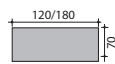
Structure :



- Tubular legs, ø 30 mm, in an aluminium (SA) or graphite grey (SC) lacquered finish;
- 3 choices of décor for tops with aluminium (SA) structure: salmon pear (RB), light oak (RD) or French apple (RH);
- 2 choices of décor for tops with graphite grey (SC) structure: amber cherry (RA) or golden beech (RC).

Optional extras from stock:

- Trolley (eight 180 x 70 cm tables max.) and linkage kit for rectangular tables.

The Range



	description	code	price ex. VAT
	① Rectangular tables		
	W 120 x D 70 cm	6 556 018 + finish + fin.	£ 256
	W 180 x D 70 cm	6 556 020 + finish + fin.	£ 328
	② 1/2 moon table (with 1 leg)		
	W 140 x D 70 cm	6 556 016 + finish + fin.	£ 248
Optional extras	Linkage kit for 120 and 180 cm wide tables	6 556 013	£ 37
	Trolley	6 275 037 SG	£ 295

Economy folding tables catalogue page 171

Guarantee and shade card



2 choices of finish for tops



Light grey MF
Cherry MV
From stock

1 finish for structure



Graphite grey SC
From stock



Product description

Height: 73 cm. Suitable for multiple use and easy to stack. Quick to assemble and dismantle. Rectangular tables 120 x 80 cm and 160 x 80 cm.

Tops:


- 22 mm thick, covered in non-reflective melamine in a light grey (MF) or cherry (MV) finish;
- 2 mm thick graphite grey PVC edge banding.

Structure :

- Tubular legs, ø 30 mm, in a graphite grey (SC) lacquered finish.



The Range



	description	code	price ex. VAT
	Rectangular tables		
	W 120 x D 80 cm	6 337 003 + finish + SC	£ 137
	W 160 x D 80 cm	6 337 004 + finish + SC	£ 170

De luxe modular tables catalogue page 172

Guarantee and shade card



Product description

Height: 74 cm.

2 models to choose from:

- Rectangular table, 140 x 70 cm;
- 1/2 moon table, 140 x 70 cm.

Tops:

- 25 mm thick, covered in HPC 2 in 3 choices of finish: amber cherry (RA), salmon pear (RB) or golden beech (RC);

- Impact-resistant, ergosoft PVC edge banding to match the tops;
- Tops are designed to match the System ranges.

Structure :

- Sheet steel support frames covered in a high-resistance epoxy coating to match the legs;
- Tubular metal legs, ø 60 mm, covered in a high-resistance epoxy coating, complete with stabilizer feet.
- 2 choices of finish: aluminium (SA) or graphite grey (SC).

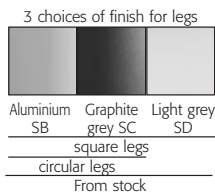

The Range



	description	code	price ex. VAT
①	① Rectangular table, W 140 x D 70 cm	6 555 004 + finish + fin.	£ 248
②	② 1/2 moon table, W 140 x D 70 cm	6 555 003 + finish + fin.	£ 286

Multi-purpose modular tables catalogue page 173

Guarantee and shade card



Product description

Height: 73.5 cm.

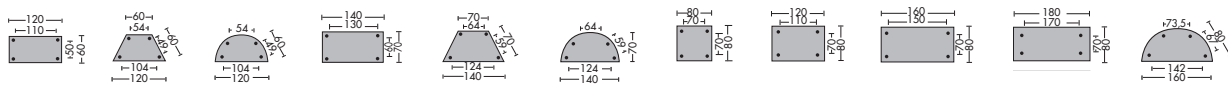
Tops:

- 19 mm thick, covered in melamine in an amber cherry (RA), salmon pear (RB), golden beech (RC) or pearl grey (RG) finish. 3 mm thick, impact-resistant PVC edge banding;
- Tops are designed to match the System ranges.

Structure :

- Tubular steel support frames, cross-section 50 x 20 mm, covered in a high-resistance epoxy coating. Graphite grey finish for all tables except those with light grey tops, which have matching light grey support frames;
- Tops are designed to match the System ranges.
- Tubular legs of square, 30 x 30 mm, or circular, ø 32 mm, section, covered in a high-resistance epoxy coating. Stabilizer feet. 2 choices of finish for circular legs: aluminium (SB) or graphite grey (SC). 3 choices of finish for square legs: aluminium (SB), graphite grey (SC) or light grey (SD).

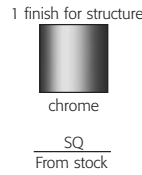
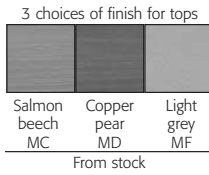
The Range



	description	code	price ex. VAT
Depth 60 cm			
①	① Rectangular table, W 120 cm	Square legs 6 239 052 + finish + fin. Circular legs 6 239 112 + finish + fin.	£ 95
②	② Trapeziform table, 120 x 60 cm	6 239 067 + finish + fin. 6 239 127 + finish + fin.	£ 107
③	③ 1/2 moon table, W 120 cm	6 239 037 + finish + fin. 6 239 097 + finish + fin.	£ 124
Depth 70 cm			
④	④ Rectangular table, W 140 cm	6 239 056 + finish + fin. 6 239 116 + finish + fin.	£ 129
⑤	⑤ Trapeziform table, 140 x 70 cm	6 239 071 + finish + fin. 6 239 131 + finish + fin.	£ 129
⑥	⑥ 1/2 moon table, W 140 cm	6 239 041 + finish + fin. 6 239 101 + finish + fin.	£ 140
Depth 80 cm			
⑦	⑦ Square table, W 80 cm	6 239 021 + finish + fin. 6 239 081 + finish + fin.	£ 105
⑧	⑧ Rectangular table, W 120 cm	6 239 054 + finish + fin. 6 239 114 + finish + fin.	£ 127
⑨	⑨ Rectangular table, W 160 cm	6 239 060 + finish + fin. 6 239 120 + finish + fin.	£ 152
⑩	⑩ Rectangular table, W 180 cm	6 239 063 + finish + fin. 6 239 123 + finish + fin.	£ 170
⑪	⑪ 1/2 moon table, W 160 cm	6 239 045 + finish + fin. 6 239 105 + finish + fin.	£ 170

Functional folding tables catalogue page 174

Guarantee and shade card



Product description

Height: 72.5 cm.

2 top shapes:

- Rectangular: 120 x 80 cm, 140 x 70 cm and 160 x 80 cm;
- 1/2 moon: 140 x 70 cm and 160 x 80 cm.

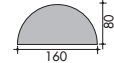

Tops:

- 25 mm thick, covered in melamine in a décor of salmon beech (MC), copper pear (MD) or light grey (MF). Black, impact-resistant PVC edge banding with rounded corners;
- Twin metal reinforcement bars;
- Tops are designed to match the functional ranges.

Structure:

- ø 30 mm in a chrome (SQ) finish. High quality folding mechanism.

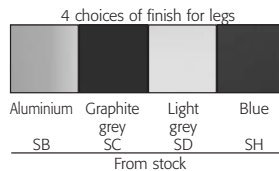

The Range



	description	code	price ex. VAT
Rectangular tables	W. 120 x D. 80 cm	6 275 032 + finish + SQ	£ 252
	W. 140 x D. 70 cm	6 275 033 + finish + SQ	£ 274
	W. 160 x D. 80 cm	6 275 036 + finish + SQ	£ 295
1/2 moon tables (1 leg) (non modular)	W. 140 x D. 70 cm	6 275 027 + finish + SQ	£ 226
	W. 160 x D. 80 cm	6 275 030 + finish + SQ	£ 252

Functional modular tables catalogue page 175

Guarantee and shade card



Product description

Height: 73.5 cm.

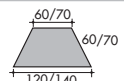
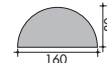

Tops:

- 19 mm thick, covered in melamine in a finish of light beech (MB), salmon beech (MC), copper pear (MD) or light grey (MF);
- Tops are designed to match the functional ranges.
- 2 mm thick edge banding.

Structure :

- Graphite grey tubular support frames, cross-section 40 x 20 mm;
- Tubular legs, square cross-section 30 x 30 mm, with stabilizer feet.
- 4 choices of finish for legs: aluminium (SB), graphite grey (SC), light grey (SD) or blue (SH).

The Range



	description	code	price ex. VAT
Rectangular tables	W. 120 x D. 60 cm	6 298 013 + finish + fin.	£ 95
	W. 140 x D. 70 cm	6 298 017 + finish + fin.	£ 129
	W. 160 x D. 80 cm	6 298 021 + finish + fin.	£ 152
	W. 180 x D. 80 cm	6 298 024 + finish + fin.	£ 170
1/2 moon tables	W. 120 x D. 60 cm	6 298 001 + finish + fin.	£ 124
	W. 140 x D. 70 cm	6 298 005 + finish + fin.	£ 140
	W. 160 x D. 80 cm	6 298 009 + finish + fin.	£ 170
Trapeziform tables	W. 120 / 60 x D. 60 cm	6 298 025 + finish + fin.	£ 107
	W. 140 / 70 x D. 70 cm	6 298 029 + finish + fin.	£ 129