



EDISON reception units

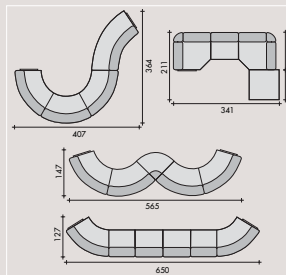


- Work surface and counter tops**
- Total height of unit : 109 cm
 - Height of work surface : 72 cm
 - Usable height between glass counter top and work surface : 34 cm
 - 28 mm thick work tops, depth 70 cm, made from MDF covered in varnished HPL laminate. 2 choices of finish : maple (ER) or cherry (DM). Straight edges covered by 1 mm thick wooden edge banding.
 - 12 mm thick counter tops, depth 30 cm, in toughened, sanded glass.

Structure

- Tubular metallic legs in a smooth aluminium finish.
- 18 mm thick front panels, height 101 cm, covered in HPL laminate. Metal legs in a varnished aluminium finish, complete with stabilizer feet.
- 20 mm thick side panels, height 100 cm, covered in melamine in an aluminium finish. Edges protected by 2 mm thick strips of PVC.

Possible configurations :





PERFORM' reception units

L A
structure

CH HE Pi PF
4 choices of top finish

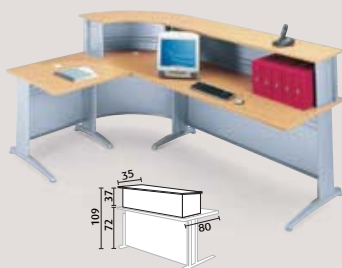
- Total height of unit : 109 cm.
- Height of work surface : 72 cm.
- Usable height between counter top and work surface : 34.5 cm.

Structure :

- Metallic legs with cast aluminium bases in an aluminium (L) or graphite grey (A) finish.
- Structural metallic modesty panel, linked to the legs and attached to the underside of the desktop.

Tops :

- 25 mm thick desk and counter tops covered in HPC in a beech (HE), cherry (DM), pear (Pi), oak (CH) or French apple (PF) finish. Edges protected by 3 mm thick strips of ABS.
- Depth of work surface : 80 cm. Fitted with 1 or 2 cable ports according to size.
- Depth of counter top : 35 cm.



The Perform' collection, see p.48-59

4D Evolution reception units

Aluminium structure

HE DM Pi
3 choices of top finish

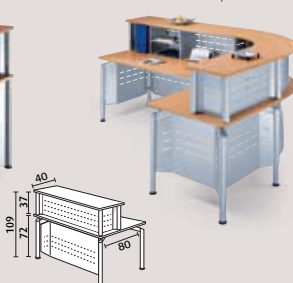
- Total height of unit : 109 cm.
- Height of work surface : 72 cm.
- Usable height between counter top and work surface : 34.5 cm.

Structure :

- Tubular steel legs, ø 55 mm.
- Structural metallic modesty panel, linked to the legs and attached to the underside of the desktop.
- Aluminium finish.

Tops :

- Desk and counter tops covered in non-reflective HPC in a beech (HE), cherry (DM) or pear (Pi) finish. Edges protected by 3 mm thick strips of ABS.
- Depth of work surface : 80 cm. Fitted with 1 or 2 cable ports according to size.
- Depth of counter top : 40 cm



Edison reception units pages 164-165

Solo modules			
	Standard module W. 90 cm	R ED MD097L + finish	£ 505
	Standard module without counter top W. 90 cm	R ED AD097L + finish	£ 410
	Interior 60° module	R ED M6IL + finish	£ 1 095
	Interior 60° module without counter top	R ED A6IL + finish	£ 895
	Exterior 60° module (supplied complete with single standard support leg)	R ED M6EL + finish	£ 1 250
	Interior 90° link module	R ED M9IL + finish	£ 1 045
	Exterior 90° link module	R ED M9EL + finish	£ 295
Legs			
	Important : Remember to order a curved end leg or an end panel (●) for each end of the configuration. Remember to order a standard intermediate leg (●) for every point at which two work surfaces meet. Example : in this configuration, you would need to order 2 curved end legs or 2 end panels (high right and high left) as well as 3 standard intermediate legs.		
	1 standard intermediate leg	R ED PI1 AL	£ 62
	Set of 2 curved end legs	R ED PE2 AL	£ 125
Optional extras for standard, 60° and 90° link modules			
	End panels : - high right - high left - low right - low left	R ED PAHD + AL R ED PAHG + AL R ED PABD + AL R ED PABG + AL	£ 110 £ 110 £ 105 £ 105
	Vertebral cable holder	C ELV AL	£ 44
Pedestal			
	Mobile melamine 3 drawer pedestal (fitted with castors and pen tray)	R ED CBR63 + finish	£ 295
Set configurations supplied complete with end panels			
	① 3 modules W x D cm : 338 x 172	R ED B1L + finish	£ 3 650
	② 4 modules W x D cm : 407 x 364	R ED B2L + finish	£ 4 935
	③ 3 modules W x D cm : 283 x 205	R ED B3L + finish	£ 2 490
	④ 5 modules W x D cm : 565 x 147	R ED B4L + finish	£ 5 140
	⑤ 6 modules W x D cm : 650 x 127	R ED B5L + finish	£ 4 745
	⑥ 4 modules W x D cm : 341 x 211	R ED B6L + finish	£ 3 225
	⑦ 4 modules W x D cm : 425 x 205	R ED B7L + finish	£ 4 940
	⑧ 3 modules W x D cm : 214 x 214	R ED B8L + finish	£ 2 415
Cupboards			
Melamine-faced shells in an aluminium finish. Stabilizer feet, adjustable from the inside through 15 mm. Doors covered in varnished laminate, 18 mm thick, in a maple (ER) or cherry (DM) finish with wooden edging, or in sanded glass with aluminium frames.			
Height 210 cm			
	W x D cm : 90 x 45 - 4 shelves 2 wood doors	R ED MH90B L + fin.	£ 630
	2 glass doors	R ED MH90C L VR	£ 670
	W x D cm : 45 x 45 - 4 shelves 1 reversible glass door	R ED MH45N L VR	£ 390
Height 72 cm			
	W x D cm : 90 x 45 - 1 shelf 2 wood doors	R ED MB90B L + fin.	£ 280
	2 glass doors	R ED MB90C L VR	£ 310
	W x D cm : 45 x 45 - 1 shelf 1 glass door opening to the right or to the left	R ED MB45 + D or G + LVR	£ 195

Perform' reception units page 166

Reception desks complete with full height modesty panel, but excluding counter tops (see below)			
	W. 80 cm	R EF BA088 + L or A + fin.	£ 345
	W. 120 cm	R EF BA128 + L or A + fin.	£ 370
	W. 160 cm	R EF BA168 + L or A + fin.	£ 400
	90° link module 80 x 80 cm	R EF BA090 + L or A + fin.	£ 200
Panoramic configurations complete with full height modesty panel, but excluding counter tops (see below)			
	W. 120 + 90° link module + return W. 80 cm	R EF BP128 + L or A + fin.	£ 890
	W. 120 + 90° link module + return W. 120 cm	R EF BP122 + L or A + fin.	£ 920
	W. 160 + 90° link module + return W. 80 cm	R EF BP168 + L or A + fin.	£ 915
	W. 160 + 90° link module + return W. 120 cm	R EF BP162 + L or A + fin.	£ 945
	W. 160 + 90° link module + return W. 160 cm	R EF BP166 + L or A + fin.	£ 970
Counter tops for use with solo reception desks or panoramic configurations			
	W. 80 cm	R EF BR088 + L or A + fin.	£ 130
	W. 120 cm	R EF BR128 + L or A + fin.	£ 155
	W. 160 cm	R EF BR168 + L or A + fin.	£ 175
	90° link module	R EF BR090 + L or A + fin.	£ 260

4D Evolution reception units page 167

Reception desks complete with full height modesty panel, but excluding counter tops (see below)			
	W. 80 cm	R 4D BA088L + fin.	£ 315
	W. 120 cm	R 4D BA128L + fin.	£ 355
	W. 160 cm	R 4D BA168L + fin.	£ 396
	Intermediate 90° link module	R 4D BA090L + fin.	£ 298
	Terminal 90° link module	R 4D BA090TL + fin.	£ 384
Counter tops, complete with front and side modesty panels, for use with reception desks			
	W. 80 cm	R 4D BR088L + fin.	£ 183
	W. 120 cm	R 4D BR128L + fin.	£ 233
	W. 160 cm	R 4D BR168L + fin.	£ 273
	90° link module	R 4D BR090L + fin.	£ 380
Side modesty panel			
	For attachment to the side of reception desks	R 4D VC080 AL	£ 60