


Designer one piece lockers catalogue pages 152-153

Guarantee, labels, standards and shade card



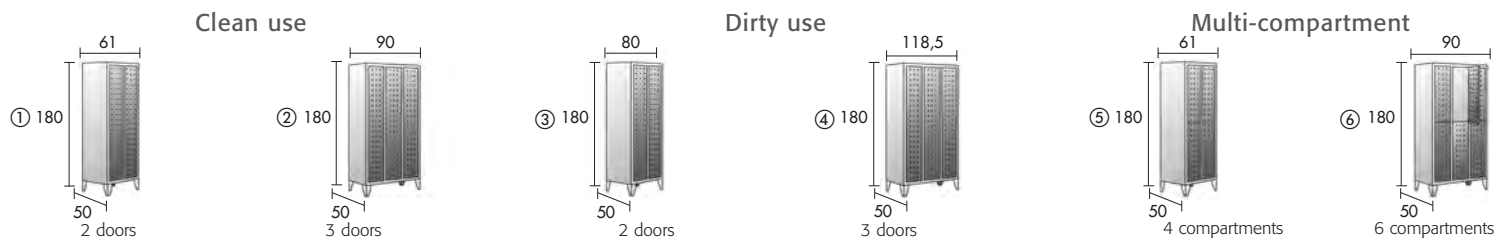
Product description







- One piece sheet steel shells on raised feet in a light grey (RAL 7035) epoxy finish;
- Designer doors in light grey or blue (RAL 5002) with multiple perforations. Label holders (labels not supplied);
- Lockable (2 keys supplied);

- Lockers are fitted with an upper shelf (plus a lower shelf in the case of dirty use models), a coat rail, 2 coat hooks and an umbrella holder.

Optional extras: hasp attachment for padlock, bench (see page 98).

The Range



| | description | code | price ex. VAT |
|--|---|------------------|---------------|
| Clean use. Doors in light grey (SDSD) or blue (SDSM). | | | |
|  | 2 doors - width 61 cm | 4 230 002 + fin. | £ 295 |
|  | 3 doors - width 90 cm | 4 230 003 + fin. | £ 398 |
| Dirty use. Doors in light grey (SDSD) or blue (SDSM). | | | |
|  | 2 doors - width 80 cm | 4 230 004 + fin. | £ 353 |
|  | 3 doors - width 118.5 cm | 4 230 005 + fin. | £ 506 |
| Clean use multi-compartment one piece lockers. Doors in light grey (SDSD) or blue (SDSM). | | | |
|  | 4 compartments | | |
| | 4 doors in blue or light grey | 4 230 006 + fin. | £ 403 |
| | 2 doors in blue + 2 doors in light grey | 4 230 008 SD SM | £ 403 |
|  | 6 compartments | | |
| | 6 doors in blue or light grey | 4 230 007 + fin. | £ 577 |
| | 3 doors in blue + 3 doors in light grey | 4 230 012 SD SM | £ 577 |
| | 2 doors in blue + 4 doors in light grey | 4 230 010 SD SM | £ 577 |
| | 2 doors in light grey + 4 doors in blue | 4 230 014 SD SM | £ 577 |

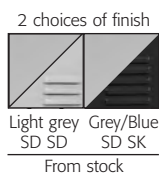
Optional extra

| | | |
|-----------------------------|-----------|------|
| Hasp attachment for padlock | 4 230 001 | £ 10 |
|-----------------------------|-----------|------|

Industrial one piece lockers

catalogue pages 152-153

Guarantee, standards and shade card



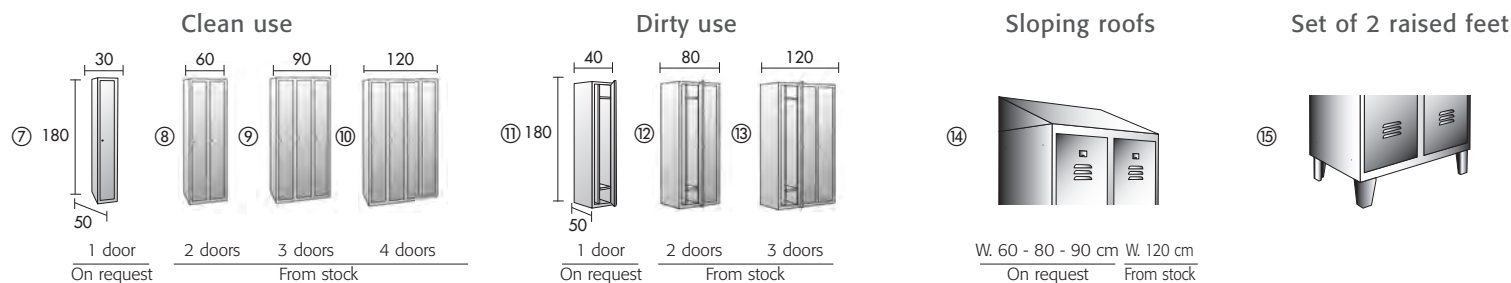
Product description










- One piece cold rolled sheet steel shells in a light grey (RAL 7035) finish;
- Doors in light grey or blue (RAL5005);
- Doors open to an angle of 120°. Invisible, hard-wearing hinges;
- Upper and lower air vents on doors. Label holder;
- Lockers contain a shelf with coat rail attached and, in the case of dirty use models, a vertical partition;

- Doors secured by means of a hasp (padlock not supplied);
- Lockers comply with the NFD-65-760 standard, parts 1, 2 & 3, 2007.

Optional extras: key-operated lock, sloping roofs, set of 2 raised feet, benches (see page 98).

The Range



| description | code | price ex. VAT |
|--|------------------|---------------|
| Clean use. Doors in light grey (SDSD) or blue (SDSK). | | |
|  1 door (on request) | 4 424 001 + fin. | £ 140 |
|  2 doors | 4 424 002 + fin. | £ 215 |
|  3 doors | 4 424 003 + fin. | £ 306 |
|  4 doors | 4 424 004 + fin. | £ 398 |
| Dirty use. Doors in light grey (SDSD) or blue (SDSK). | | |
|  1 door (on request) | 4 424 005 + fin. | £ 182 |
|  2 doors | 4 424 006 + fin. | £ 273 |
|  3 doors | 4 424 007 + fin. | £ 398 |
| Optional extras | | |
| Key-operated lock | 4 424 009 | £ 7 |
| Sloping roofs - light grey finish | | |
|  W. 60 cm (on request) | 4 424 012 SD | £ 45 |
| W. 80 cm (on request) | 4 424 013 SD | £ 52 |
| W. 90 cm (on request) | 4 424 014 SD | £ 52 |
| W. 120 cm | 4 424 015 SD | £ 57 |
|  Set of 2 raised feet - light grey finish | 4 424 010 SD | £ 32 |

When placing an order for products available on request only, please allow 4 to 5 weeks for delivery.

Benches catalogue pages 152-153

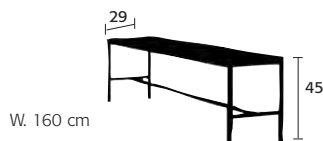
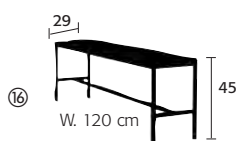
Guarantee, standards and shade card



Product description

- Tubular structure (square section 25 x 25 mm) in a light grey epoxy finish;
- Varnished light beech seat comprising two slats.

The Range



| | description | code | price ex. VAT |
|--|--------------|--------------|---------------|
| | Width 120 cm | 4 410 001 SD | £ 100 |
| | Width 160 cm | 4 410 002 SD | £ 125 |
| | Width 200 cm | 4 410 003 SD | £ 149 |

Industrial self-assembly lockers catalogue pages 154-155

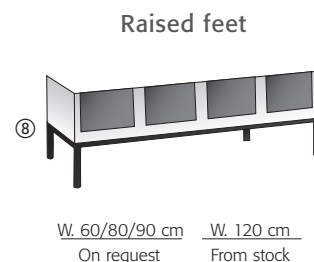
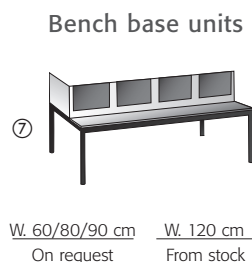
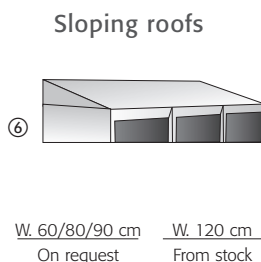
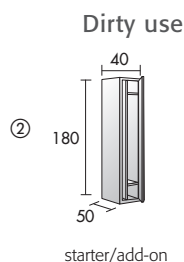
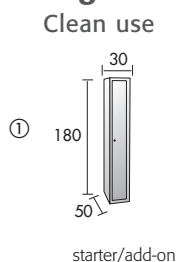
Guarantee, standards and shade card





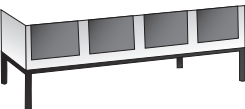


Product description

- Flat-packed lockers. Quick and easy to assemble - no nuts and bolts required;
- Made from sheet steel in a light grey (RAL 7035) lacquered finish with doors in light grey or blue (RAL 5005). Beige (RAL 1015) available on request;
- Label holders (labels not supplied);
- Upper and lower air vents on doors;
- Lockers contain a shelf with coat rail attached and, in the case of dirty use models, a vertical partition;
- Doors secured by means of a hasp (padlock not supplied);
- Optional extras: key-operated locks, sloping roofs, bench base units and raised feet.

The Range



| | description | code | price ex. VAT |
|--|--|------------------|---------------|
| Clean use. Doors in light grey (SDSD) or blue (SDSK) or (on request) in beige (SESE). | | | |
| ①  | Starter unit | 4 228 001 + fin. | £ 115 |
| | Add-on unit | 4 228 002 + fin. | £ 107 |
| Dirty use. Doors in light grey (SDSD) or blue (SDSK) or (on request) in beige (SESE). | | | |
| ②  | Starter unit | 4 228 003 + fin. | £ 140 |
| | Add-on unit | 4 228 004 + fin. | £ 129 |
| Optional extras | Key-operated lock | 4 228 005 | £ 8 |
| ⑥  | Sloping roofs - in light grey (SD) or (on request) in beige SE. | | |
| | W. 60 cm (on request) | 4 228 039 + fin. | £ 45 |
| | W. 80 cm (on request) | 4 228 040 + fin. | £ 52 |
| | W. 90 cm (on request) | 4 228 041 + fin. | £ 52 |
| | W. 120 cm | 4 228 042 + fin. | £ 57 |
| ⑦  | Bench base units - in graphite grey, with seats in varnished beech. | | |
| | W. 60 cm (on request) | 4 228 035 SC | £ 111 |
| | W. 80 cm (on request) | 4 228 036 SC | £ 115 |
| | W. 90 cm (on request) | 4 228 037 SC | £ 115 |
| | W. 120 cm | 4 228 038 SC | £ 124 |
| ⑧  | Raised feet - in graphite grey. | | |
| | W. 60 cm (on request) | 4 228 031 SC | £ 80 |
| | W. 80 cm (on request) | 4 228 032 SC | £ 84 |
| | W. 90 cm (on request) | 4 228 033 SC | £ 89 |
| | W. 120 cm | 4 228 034 SC | £ 93 |

When placing an order for products available on request only, please allow 4 to 5 weeks for delivery.

Multi-compartment self-assembly lockers catalogue pages 154-155

Guarantee, standards and shade card



1 finish
Grey/Blue
SD, SK
From stock

Product description

- Flat-packed lockers. Quick and easy to assemble - no nuts and bolts required;
- Made from cold rolled sheet steel. Shells in a light grey (RAL 7035) finish, doors in blue (RAL 5005);
- Doors open to an angle of 120°. Invisible, hard-wearing hinges;
- Label holders (labels not supplied);

- Upper, lower and rear air vents;
- Locker interiors contain a coat rail;
- Key-operated locks (2 keys supplied).

Optional extras: hasp for padlock, set of 2 raised feet, benches (see page 98).

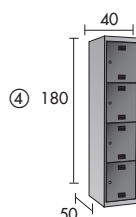
The Range

2 compartments



starter or add-on




4 compartments



starter or add-on


Set of 2 raised feet



| | description | code | price ex. VAT |
|--|--------------------------------------|-----------------|---------------|
|  ③ | 2 compartments | | |
| | Starter unit | 4 229 007 SD SK | £ 165 |
| | Add-on unit | 4 229 009 SD SK | £ 149 |
| | 4 compartments | | |
|  ④ | Starter unit | 4 229 008 SD SK | £ 198 |
| | Add-on unit | 4 229 010 SD SK | £ 182 |
| Optional extras | | | |
|  ⑨ | Hasp for padlock | 4 229 006 | £ 7 |
| | Set of 2 raised feet - in light grey | 4 229 001 SD | £ 32 |

Office self-assembly lockers catalogue pages 154-155

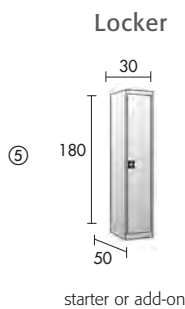
Guarantee, standards and shade card



Product description

- Flat-packed lockers. Quick and easy to assemble - no nuts and bolts required;
- Made from sheet steel. 4 epoxy paint finishes: aluminium (RAL 9006), graphite grey (RAL 7016), light grey (RAL 7035) or beige (RAL 1015);
- Swing doors fitted with a lock (2 keys supplied);
- Locker interiors fitted with a shelf, a coat rail and a coat hook.

The Range



| | description | code | price ex. VAT |
|--|--------------|------------------|---------------|
|  ⑤ | Starter unit | 4 407 001 + fin. | £ 132 |
| | Add-on unit | 4 407 004 + fin. | £ 124 |