

Lockers

Designer one piece lockers

- One piece sheet steel shells on raised feet in a light grey epoxy finish. Designer doors in light grey or blue;
 - Doors individually lockable – label holder supplied;
 - Available in 3 versions: clean or dirty use industrial lockers (with 2 or 3 doors), or multi-compartment lockers (4 or 6 compartments).
- Optional extras: hasp attachment for padlock, bench.



① ② 2 door clean use industrial locker



③ ④ 4 door dirty use industrial locker



⑤ ⑥ 6 compartment clean use industrial locker

Industrial one piece lockers

- One piece sheet steel shells in a light grey epoxy finish. Doors in light grey or blue;
 - Upper and lower air vents;
 - Doors secured by means of a hasp;
 - Available in 2 versions: clean or dirty use (with 2, 3 or 4 doors). Single door versions available on request.
- Optional extras: raised feet, sloping roof, key-operated lock.



⑦ ⑧ ⑨ ⑩ 2 door clean use industrial locker



⑪ ⑫ ⑬ 2 door dirty use industrial locker



⑭ Sloping roof



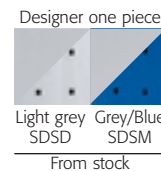
⑮ Pair of raised feet

Benches


- Tubular structure in a light grey epoxy finish;
- Varnished wooden seat in a light beech finish;
- D x H: 29 x 45 cm. Width: 120, 160 or 200 cm.



⑯ Bench



From stock



From stock





Self-assembly industrial lockers

- Sheet steel shells in a light grey lacquered finish. Doors in light grey or blue (or on request in beige);
 - Label holder;
 - Doors secured by means of a hasp;
 - Available in 2 versions: clean or dirty use (starter and add-on units).
- Optional extras: sloping roof, bench base unit, raised feet, key-operated lock.



① Clean use industrial locker
1 starter unit + 2 add-on units



② Dirty use industrial locker
1 starter unit + 1 add-on unit

Self-assembly multi-compartment lockers

- Sheet steel shells in a light grey lacquered finish. Doors in blue;
 - Label holder;
 - Key-operated locks;
 - Available in 2 versions: 2 door or 4 door (starter and add-on units).
- Optional extras: raised feet, hasp.



③ 4 compartment locker
1 starter unit



④ 2 compartment locker
1 starter unit + 1 add-on unit

Self-assembly office lockers

- Sheet steel shells in an aluminium, light grey, graphite grey or beige lacquered finish;
- Key-operated locks;



⑤ 1 starter unit



⑤ starter unit + 2 add-on units

Self-assembly industrial lockers




⑥ Sloping roof



⑦ Bench base unit



⑧ Raised feet



⑨ Raised feet

Self-assembly multi-compartment lockers

