



KYOS EVOLUTION

2

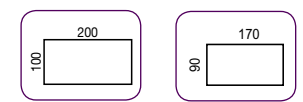
2-YEAR
GUARANTEE





Melamine top, thickness 38 mm, 3 finishes cinnamon walnut, brown oak or white oak. Impact resistant ABS edge bands th. 2 mm, rounded in the upper and lower sections for greater comfort, duplicated in the top finish.
 The top rests on 2 x 38 mm thick melamine panel legs, 2 mm ABS edge bands duplicated in the top finish and on a structural modesty panel matching the top.
 Top/legs link via an aluminium-coloured injected polyurethane spacer
 W. 550 x D. 15 x H. 15 mm.
 Top assembled to the structure by screws and metal inserts.
 Rectangular glides 90x33 mm with adjustment feet, panel base cosmetic and functional finish.
 Desk H. 74 cm

Rectangular desks

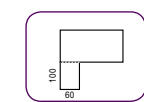


W. 200 x D. 100 cm ref. 3 500 187 + finish + fin £ 602

W. 170 x D. 90 cm ref. 3 500 175 + finish + fin £ 519

Suspended return

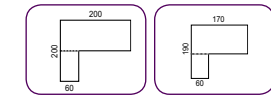
Fitted to the left or right of the work surface.
 Made of a desk, panel legs and a bracket.



W. 100 x D. 60 cm ref. 3 500 108 + finish + fin £ 270

Rectangular desks with suspended return

The suspended return is positioned to the left or right of the work surface.



W. 200 x D. 200 cm ref. 3 500 221 + finish + fin £ 838
 W. 170 x D. 190 cm ref. 3 500 209 + finish + fin £ 764

Free standing return on castors

The return comprises a central section equipped with a wood finish back. Lateral parts in open back.
 Melamine sliding door in 3 wood finishes.
 Sliding door on a metal rail.
 Door gripping by handle in aluminium metal.
 W. 142.2 x D. 60 x H. 62.4 cm.



W. 142.2 x D. 60 x H. 62.4 cm ref. 3 500 238 + finish + SB £ 663



Advisor

Melamine top, thickness 38 mm, ABS impact resistant edge bands thickness: 2 mm, rounded on the upper and lower section for greater comfort, duplicated in the top finish.

Melamine panel legs th 38 mm.
 Top/legs link via an aluminium-coloured injected polyurethane spacer
 W. 550 x D. 15 x H. 15 mm.
 Rectangular glides 90x33 mm with stabilizer feet, panel legs dressed in an aesthetic and functional finish.

Options for work surfaces

- Black simulated leather desk mat**
 W. 60 x D. 40 cm ref. 3 500 064 YA £ 149
- Vertical cable management with 2 troughs**
 Aluminium grey
 H. 81.5 cm ref. 3 500 065 OI £ 44
- CPU holder attached under the desk, adjustable in height and width**
 Aluminium grey metal
 H. 27/49 x W. 8/22 cm ref. 3 500 106 SA £ 95

Mobile pedestals

Shell, fronts and tops melamine with 3 wood finishes. Selective drawer opening. Drawer extraction to 80%. Central locking. Built-in pen tray. Aluminium grey metal handles.



W. 42 x D. 55.4 x H. 55.5 cm
 2 drawers including one for filing ref. 3 500 062 + finish + SB £ 241
 3 drawers ref. 3 500 063 + finish + SB £ 241

3 top and melamine panel leg finishes (+ finish)

MI ML MN

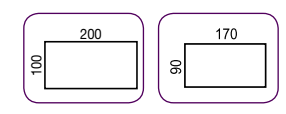
1 metal legs finish

SB



Melamine top, thickness 38 mm, 3 finishes cinnamon walnut, brown oak or white oak. Impact resistant ABS edge bands th. 2 mm, rounded on the upper and lower sections for greater comfort, duplicated in the top finish.
 Metal cross-piece under the top.
 Square tube extruded aluminium base, cross section 80 x 80mm, aluminium grey SB finish.
 Optional metal modesty panel in aluminium grey SB. Top assembled to the structure by screws and metal inserts.

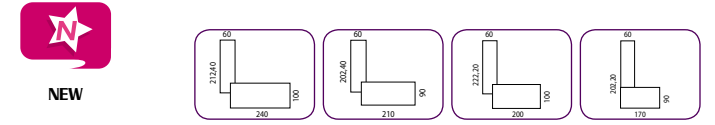
Rectangular desks



W. 200 x D. 100 cm	ref. 3 500 186 + finish + SB	£ 614
W. 170 x D. 90 cm	ref. 3 500 174 + finish + SB	£ 560

Rectangular desks with supporting return

Fitted to the left or right under the work surface.
 Comprising a work surface, 3 metal desk legs, a cross-piece and a melamine supporting return.
 The return comprises a central section equipped with a wood finish back. Lateral parts in open back.
 Melamine sliding door in 3 wood finishes.
 Sliding door on a metal rail.
 Door gripping by handle in aluminium metal.
 W. 142.2 x D. 60 x H. 59.2 cm.



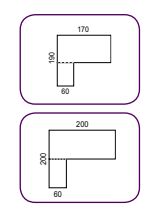
Non aligned return		
W. 240 x D. 212.4 cm	ref. 3 500 236 + finish + SB	£ 1158
W. 210 x D. 202.4 cm	ref. 3 500 232 + finish + SB	£ 1116
Aligned return		
W. 200 x D. 212.4 cm	ref. 3 500 227 + finish + SB	£ 1158
W. 170 x D. 202.4 cm	ref. 3 500 223 + finish + SB	£ 1116

Options for work surfaces

Black simulated leather desk mat		
W. 60 x D. 40 cm	ref. 3 500 064 YA	£ 149
Vertical cable management with 2 troughs		
Aluminium grey		
H. 81.5 cm	ref. 3 500 065 OI	£ 44
CPU holder attached under the desk, adjustable in height and width		
Aluminium grey metal		
H. 27/49 x W. 8/22 cm	ref. 3 500 106 SA	£ 95

Rectangular desks with suspended return

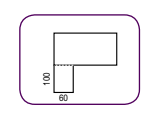
The suspended return is positioned to the left or right of the work surface.



W. 200 x D. 200 cm	ref. 3 500 220 + finish + SB	£ 872
W. 170 x D. 190 cm	ref. 3 500 208 + finish + SB	£ 826

Suspended return

The suspended return is positioned to the left or right of the work surface.



W. 100 x D. 60 cm	ref. 3 500 107 + finish + SB	£ 291
-------------------	------------------------------	-------

Advisor

Melamine top, thickness 38 mm, ABS impact resistant edge bands thickness: 2 mm, rounded in the upper and lower section for greater comfort, duplicated in the top finish.

Square tube extruded aluminium base, cross section 80x80 mm, aluminium grey SB finish.

Mobile pedestals

Shell, fronts and tops in melamine, 3 wood finishes.
 Selective drawer opening. Drawer extraction to 80%.
 Central locking. Built-in pen tray. Aluminium grey metal handles.



W. 42 x D. 55.4 x H. 55.5 cm		
2 drawers including 1 for filing	ref. 3 500 062 + finish + SB	£ 241
3 drawers	ref. 3 500 063 + finish + SB	£ 241


Free standing return on castors

The return comprises a central section equipped with a wood finish back. Lateral parts in open back. Melamine sliding door in 3 wood finishes. Sliding door on a metal rail Door gripping by handle in aluminium metal.



W. 142.2 x D. 60 x H. 62.4 cm	ref. 3 500 238 + finish + SB	£ 663
-------------------------------	------------------------------	-------

3 melamine top finishes (+ finish)



Hard wearing melamine top, thickness 25 mm, edge bandings, thickness 2 mm, PVC matching the top finish

1 metal legs finish



SB



Book shelves :
Melamine structure th. 38 mm ABS edge bands th. 2 mm duplicated, 3 finishes white oak MN, brown oak ML or cinnamon walnut MI.

12 melamine shelves, th 25 mm ABS edge bands th. 2 mm duplicated in the desk finish.
Central section equipped with a wood-finish back. Lateral parts in open back.
Melamine sliding door in 3 wood finishes, on a metal rail. Door gripping by handle in aluminium metal.
Supported by stabilizer feet.

Melamine top, thickness 38 mm ABS edge bands duplicated th. 2 mm, in 3 finishes: white oak MN, brown oak ML or mat-finish walnut MY. Square tube extruded aluminium base, cross section 80x80mm, aluminium grey SB finish. Stabilizer feet.

Rectangular meeting table

Melamine top, thickness 38 mm ABS edge bands duplicated th. 2 mm, 3 finishes: white oak MN, brown oak ML or mat-finish walnut MY.
Square tube extruded aluminium legs, cross section 80x80 mm aluminium grey SB finish. Stabilizer feet.



ref. 3 500 068 + finish + SB

£ 490

Square meeting table

Melamine top, thickness 38 mm ABS edge bands duplicated th. 2 mm, 3 finishes: white oak MN, brown oak ML or mat-finish walnut MY.
Square tube extruded aluminium base, cross section 80x80 mm aluminium grey finish SB. Stabilizer feet.



ref. 3 500 071 + finish + SB

£ 411

Mobile pedestals

Shell, fronts and tops melamine with 3 wood finishes. Selective drawer opening. Drawer extraction to 80%. Central locking. Built-in pen tray. Aluminium grey metal handles.



W. 42 x D. 55.4 x H. 55.5 cm

2 drawers including 1 for filing

ref. 3 500 062 + finish + SB

£ 241

3 drawers

ref. 3 500 063 + finish + SB

£ 241

Deco bookcase

Melamine structure, th. 38 mm ABS edge bands th. 2 mm, duplicated, 3 finishes: white oak MN, brown oak ML or cinnamon walnut MI. 12 melamine shelves, th. 25 mm ABS edge bands th. 2 mm duplicated in the desk finish. Central part with wood finishes back. Lateral parts in open back.
Melamine sliding door in 3 wood finishes, slides on a metal rail.
Door gripping by handle in aluminium metal. Supported by stabilizer feet.



H. 200 x D. 46 x W. 200 cm

ref. 3 500 240 + finish + SB

£ 1494

H. 83.6 x D. 46 x W. 200 cm

ref. 3 500 239 + finish + SB

£ 789



Advisor



Cupboards see P. 96.




Executive chair. See P 197 to 207 .

3

melamine panel finishes (+ finish)



Hard wearing melamine top, thickness 25 mm, edge bandings, thickness 2 mm, PVC matching the top finish



1 metal base finish

SB



Cupboards and tower units :
 Melamine shell and shelves, aluminium grey (MH) finish.
 Door and tops with 3 finishes white oak MN, brown oak ML or cinnamon walnut MI matching the desks (+finish)
 Safety toughened glass doors th. 6 mm transparent frosted glass GA or enamelled light grey glossy glass GB.
 3 lock points for high doors and 1 lock point for medium and low doors cupboards. Glass doors without lock.
 Cupboards rest on 4 stabilizer feet. H. 35 mm, adjustable through 15 mm.

Deco bookcase

see bookcase finish p. 94

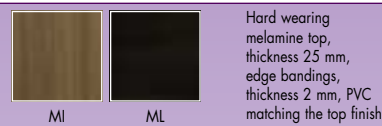


Cupboards and high columns - 4 shelves

H. 197.3 x D. 42.6 x W. 80 cm


	Open shelves ref. 3 500 076 + MH £ 241		2 standard doors ref. 3 500 095 + finish + MH £ 444
	4 standard doors ref. 3 500 101 + finish + MH £ 490		1/3 standard doors - 2/3 glass doors Frosted Enamelled glass ref. 3 500 105 + finish + MH + GA ref. 3 500 105 + finish + MH + GB £ 573 £ 660
	Wardrobe unit ref. 3 500 089 + finish + MH £ 497		1/3 standard doors - 2/3 book shelves ref. 3 500 104 + finish + MH £ 390
			H. 197.3 x D. 42.6 x W. 40 cm Set of 2 tower units in frosted glass ref. 3 500 079 + GA + MH £ 905
			Set of 2 tower units in enamelled glass ref. 3 500 079 + GB + MH £ 1154

3 top and melamine door finishes (+ finish)




Hard wearing melamine top, thickness 25 mm, edge bandings, thickness 2 mm, PVC matching the top finish

2 glass door colours (+col)



Safety toughened glass th. 6mm. Transparent frosted or glossy enamelled light grey.

1 cupboard shell finish at the end of the code



Low cupboards and tower units - 1 shelf

	H. 69.3 x D. 42.6 x W. 80 cm Open shelves ref. 3 500 074 + MH £ 120		Refrigerator unit ref. 3 500 090 + finish + MH £ 872
	2 standard doors ref. 3 500 093 + finish + MH £ 220		H. 69.3 x D. 42.6 x W. 40 cm Set of 2 tower units in frosted glass ref. 3 500 080 + GA + MH £ 436
	2 doors in frosted glass ref. 3 500 096 + GA + MH £ 331		Set of 2 tower units in enamelled glass ref. 3 500 080 + GB + MH £ 519
	2 doors in enamelled glass ref. 3 500 096 + GB + MH £ 407		

Optional extras for cupboards

Metal shelf For filing lateral files on the rail. Graphite grey finish ref. 3 500 085 SC £ 23	Decorative top Melamine desks th. 25 mm ABS edge bands duplicated th. 2 mm, 3 finishes white oak MN, brown oak ML or cinnamon walnut MI. W. 80 cm ref. 3 500 083 + finish £ 43 W. 160 cm ref. 3 500 084 + finish £ 80
Melamine shelf Thickness: 25 mm aluminium grey MH ref. 3 500 086 MH £ 23	

Medium cupboards and tower units - 3 shelves

	H. 133.3 x D. 42.6 x W. 80 cm Open shelves ref. 3 500 075 + MH £ 203		2 standard doors ref. 3 500 094 + finish + MH £ 331		H. 133.3 x D. 42.6 x W. 40 cm Set of 2 tower units in frosted glass ref. 3 500 081 + GA + MH £ 623
	1/2 standard doors - 1/2 book shelves ref. 3 500 103 + finish + MH £ 315		2 glass doors frosted enamelled ref. 3 500 097 + GA + MH ref. 3 500 097 + GB + MH £ 457 £ 580		Set of 2 tower units in enamelled glass ref. 3 500 081 + GB + MH £ 789

