



ATLIS PRESTIGE



3-YEAR GUARANTEE





ATLIS PRESTIGE

Executive furniture

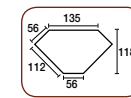
Wood veneerMDF top, th. 30 mm.
 Prestige : double thickness desk visitor side with chrome-plated border Solid wood veneer.
 Straight edge wood veneer bands, duplicated in the top finish.
 Wood veneered MDF panel legs, figured on the upper section, th. 50 mm. Wood veneer edge bands. Structural modesty panel in wood veneer finish to match the top.
 Chromed metal base with stabiliser feet.
 2 possible veneer finishes : Brazil etimoe WJ or cherry WJ.
 1 x 10 mm thick security toughened glass top resting on an arched wood veneered top, th. 19 mm.

DIAMANT desk

Desk fitted onto a structure made of three panel legs. In option, double thickness desk with chrome-plated border, visitor side.



BARGAIN



Brazil etimoe

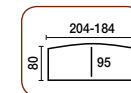

Single thickness	ref. 3 715 118 + WI + WI	£ 1245
Double thickness	ref. 3 715 121 + WI + WI	£ 1511

Light cherry

Single thickness	ref. 3 715 118 + WJ + WJ	£ 1345
Double thickness	ref. 3 715 121 + WJ + WJ	£ 1614

Curved desks

Curved top th. 30 mm, rests on two panel legs and a structural modesty panel.



Brazil etimoe

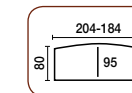
W. 204 x D. 95 cm	ref. 3 715 124 + WI + WI	£ 876
W. 184 x D. 95 cm	ref. 3 715 122 + WI + WI	£ 801

Light cherry

W. 204 x D. 95 cm	ref. 3 715 124 + WJ + WJ	£ 934
W. 184 x D. 95 cm	ref. 3 715 122 + WJ + WJ	£ 892

Prestige curved desks

Double thick curved top, rests on two panel legs and a structural modesty panel.



Brazil etimoe

W. 204 x D. 95 cm	ref. 3 715 129 + WI + WI	£ 1029
W. 184 x D. 95 cm	ref. 3 715 127 + WI + WI	£ 971

Light cherry

W. 204 x D. 95 cm	ref. 3 715 129 + WJ + WJ	£ 1112
W. 184 x D. 95 cm	ref. 3 715 127 + WJ + WJ	£ 1062



Advisor




Top th. 30 mm, solid wood veneer, Double thick top on visitor side with a chromed edging, solid wood veneer.



10 mm thick security toughened glass, enamelled in brilliant light grey, beneath wood veneer top. MDF panel legs shaped in wood veneer, wood veneer edge bands, th. 30 mm.

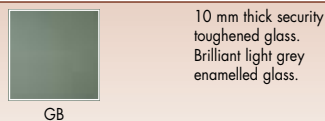
2 veneer top finishes (+ finish) and 2 veneer panel leg finishes



Solid wood veneer, 2 varieties, Brazil etimoe or cherry, glass varnish (wood veneer).

The wood veneer is a natural material. Therefore, it may include variations in shade and graining, more particularly relating to the wood grain and lighting angle.

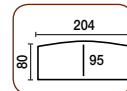
1 glass top finish



10 mm thick security toughened glass. Brilliant light grey enamelled glass.

Curved desk with glass desk

Desk attached to a structure composed of a wood veneer top holder, an upper glass top, two panel legs and a structural modesty panel.



W. 204 x D. 95 cm

Brazil etimoe
ref. 3 715 124 + GB + WI £ 1469

Light cherry
ref. 3 715 124 + GB + WJ £ 1515

Desk mat - on request allow 6 weeks for delivery

Black full grain leather on metal sheet with decorative stitching. Thickness 30 mm.



W. 60 x D. 40 cm
ref. 3 715 116 YA £ 141



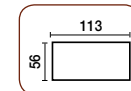
Wood veneered MDF top, th 30 mm. Solid wood veneer.
Wood veneer straight edge bands, duplicated in the top finish.
Wood veneered MDF panel leg, figured on the upper section, th 50 mm. Wood veneer edge bands. Structural modesty panel in wood veneer finish matching the top.
Chromed metal base with stabiliser feet.
2 possible veneer finishes : Brazil etimoe Wl or cherry WJ.

Suspended returns

Fitted to the left or right of the work surface.
The suspended return with pedestal includes a 3 drawers pedestal.



NEW



Suspended return with suspended pedestal

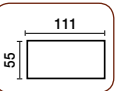
W. 113 x D. 56 cm

Brazil etimoe	ref. 3 715 185 + WI + WI	£ 1233
Light cherry	ref. 3 715 185 + WJ + WJ	£ 1320

Option: sliding keyboard shelf

W. 94 x D. 35 cm

Black (for etimoe returns)	ref. 3 715 132 + NI	£ 199
----------------------------	---------------------	-------



Suspended return on legs

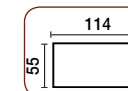
W. 111 x D. 55 cm

Brazil etimoe	ref. 3 715 176 + WI + WI	£ 457
Light cherry	ref. 3 715 176 + WJ + WJ	£ 498

Light grey (for cherry returns)	ref. 3 715 132 + MF	£ 199
---------------------------------	---------------------	-------

Free standing returns

Rests on 2 panel legs and a structural modesty panel.
Optional keyboard shelf.



W. 114 x D. 55 cm

Brazil etimoe	ref. 3 715 174 + WI + WI	£ 569
Light cherry	ref. 3 715 174 + WJ + WJ	£ 606

Mobile pedestals

Central locking. 5th anti-tilt castor under the filing drawer. Includes a pen tray.




Brazil etimoe		
2 drawers including 1 for filing	ref. 3 715 135 + WI + SC	£ 577
3 box drawers	ref. 3 715 136 + WI + SC	£ 577
Cherry/light grey		
2 drawers including 1 for filing	ref. 3 715 135 + WJ + SB	£ 577
3 box drawers	ref. 3 715 136 + WJ + SB	£ 577




Advisor



Single top



50 mm thick wood veneered MDF panel legs with wood veneer edge bands.




Metal tulip leg



Melamine panel legs

2 veneer top finishes (+ finish) and 2 panel legs veneer finishes (+ fin)




WI WJ

Solid wood veneer, 2 varieties, Brazil etimoe or cherry, gloss varnish (wood veneer).

The wood veneer is a natural material. Therefore, it may include variations in shade and graining, more particularly relating to the wood grain and lighting angle.

2 melamine meeting legs finishes (+ fin)



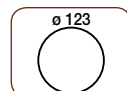
MF NI

Round table in Brazil Etimoe

Solid Brazil Etimoe wood veneered tops, th. 30 mm diam. 123 cm. 2 leg options : central leg in graphite grey metal or black melamine panel leg.



EXCELLENT VALUE



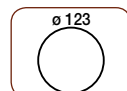
diam. 123 cm		
Graphite grey central leg	ref. 3 715 130 + WI + SC	£ 780
Black panel leg	ref. 3 715 131 + WI + NI	£ 780

Round cherry table - On request (allow 6 weeks for delivery)

Solid cherry wood veneered tops, th. 30 mm at 123 cm. 2 leg options : central leg in grey aluminium metal or leg in light grey melamine panel.



EXCELLENT VALUE



diam. 123 cm		
Central aluminium leg	ref. 3 715 130 + WJ + SB	£ 838
Light grey panel leg	ref. 3 715 131 + WJ + MF	£ 838





ATLIS PRESTIGE

Executive furniture


Melamine shell and shelf in aluminium grey (MH) or graphite grey (MY) finish (+fin).
 Doors and tops wood veneer matching the desks (+finish)
 Safety toughened glass doors th 6 mm transparent frosted glass GA or transparent grey smoked glass GH (+col)
 3 lock points for high doors and 1 lock point for medium and low doors cupboards.
 No lock for glass doors and double filing unit. Cupboards on 4 stabilizer feet H 35 mm, adjustable through 15 mm.
 Melamine shelves, th. 25 mm (maximum load per shelf : 45 kg uniformly distributed) W. 80 x D. 42.6 cm.
 Tops and side panels optional.


Tall cupboards and tower units - 4 shelves


H. 197.3 x D. 42.6 x W. 80 cm


	Open shelves ref. 3 715 145 + finish + fin £ 241
	4 standard doors ref. 3 715 165 + finish + fin £ 1071




	1/3 standard doors - 2/3 bookshelf ref. 3 715 167 + finish + fin £ 809
--	--

	1/3 standard doors - 2/3 glass doors Frosted Smoked grey ref. 3 715 168 ref. 3 715 168 + finish + fin + GA + finish + fin + GH £ 872 £ 851
--	--

	H. 197.3 x D. 42.6 x W. 40 cm Set of 2 tower units in frosted glass ref. 3 715 139 + GA + fin £ 905
--	--



	Wardrobe unit ref. 3 715 162 + finish + fin £ 842
---	---



	4 glass doors Frosted Smoked grey ref. 3 715 166 + GA ref. 3 715 166 + GH + fin + fin £ 1121 £ 1100
---	---



	Set of 2 smoked grey glass tower units ref. 3 715 139 + GH + fin £ 859
---	--

Medium cupboards and tower units - 3 shelves

H. 133.3 x D. 42.6 x W. 80 cm



	Open shelves ref. 3 715 144 + fin £ 203
	1/2 standard doors - 1/2 bookshelf ref. 3 715 161 + finish + fin £ 540



	2 standard doors ref. 3 715 157 + finish + fin £ 623
	2 glass doors Frosted Smoked grey ref. 3 715 158 + GA ref. 3 715 158 + GH + fin + fin £ 457 £ 414



	H. 133.3 x D. 42.6 x W. 40 cm Set of 2 tower units in frosted glass ref. 3 715 141 + GA + fin £ 623
	Set of 2 smoked glass tower units ref. 3 715 141 + GH + fin £ 577

Low cupboards and tower units - 1 shelf

H. 69.3 x D. 42.6 x W. 80 cm

	Open shelves ref. 3 715 143 + fin £ 120
	2 doors in frosted glass ref. 3 715 152 + GA + fin £ 331

	2 standard doors ref. 3 715 151 + finish + fin £ 490
	2 smoked grey glass doors ref. 3 715 152 + GH + fin £ 315

	H. 69.3 x D. 42.6 x W. 40 cm Set of 2 tower units in frosted glass ref. 3 715 140 + GA + fin £ 436
	Set of 2 smoked grey glass tower units ref. 3 715 140 + GH + fin £ 415

Optional extras for cupboards

Wood-veneered tops, th. 31 mm D. 42.8 cm.	W. 80 cm ref. 3 715 039 + finish £ 165	W. 160 cm ref. 3 715 040 + finish £ 248
---	--	---


2 top or wood-veneered door finishes (+ finish)



Solid wood veneer, 2 varieties, Brazil etimoe or cherry, gloss varnish [wood veneer].


The wood veneer is a natural material. Therefore, it may include variations in shade and graining, more particularly relating to the wood grain and lighting angle.

2 cupboard shell finishes (+ finish)




High resistance melamine, th 19 mm, thin edges duplicated in the cupboard shell finish.

2 glass door colours (+ col)




6 mm thick securit toughened transparent frosted or transparent grey smoked glass.

2 melamine meeting leg finishes (+ fin)



Conference tables - On request (allow 6 weeks for delivery)

Wood-veneered tops. 3 finishes possible :
 Black melamine panel leg/etimoe top
 Light grey panel leg /cherry top
 Etimoe panel leg/etimoe top.



W. 240 x D. 120 x H. 74 cm

Brazil etimoe - etimoe legs ref. 3 715 133 + WI + NI	£ 1689
Brazil etimoe - etimoe legs ref. 3 715 133 + WJ + MF	£ 1801
Brazil etimoe - etimoe legs ref. 3 715 133 + WI + WI	£ 2034

W. 290 x D. 120 x H. 74 cm

ref. 3 715 134 + WI + NI	£ 1776
ref. 3 715 134 + WJ + MF	£ 1892
ref. 3 715 134 + WI + WI	£ 2121

Optional extras for cupboards

Set of 2 wood veneered side panels, th. 31 mm.			
Metal shelf ref. 3 715 149 SC	£ 23	H. 197.3 cm	Optional covering - on request ref. 3 715 038 + finish £ 602
Melamine shelf ref. 3 715 169 + fin	£ 23	H. 133.3 cm	ref. 3 715 037 + finish £ 427
		H. 69.3 cm	ref. 3 715 036 + finish £ 241